

User Guide for Student:

1. Login to WeChat
2. Search and open the mini program “江苏图采”,OR Follow the wechat public account “江苏省招就中心”,Choose the item“图像采集”of“服务指南”

首页 - 江苏图采

图像远程采集系统

学生数据由所在学校提供

请输入姓名 Input Chinese Name

请输入学号 Input Student ID

请输入身份证号 Input Passport Number

我已阅读并同意图像远程采集服务使用协议

验证并进入系统 77%

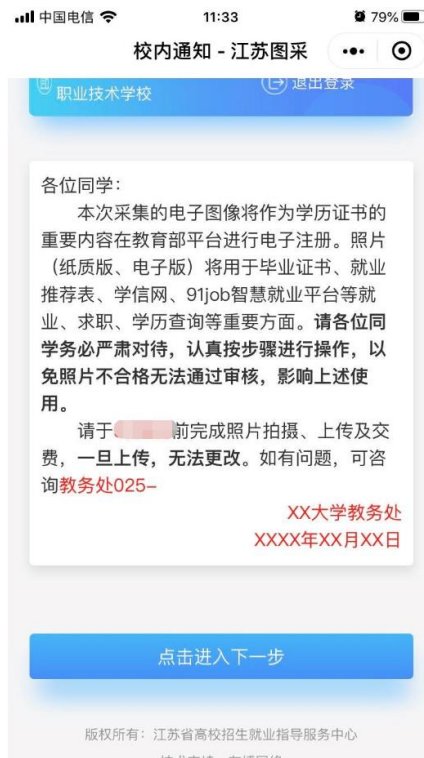
Selected

3. After the name verification is passed, Follow the steps.(If any error is reported, please email to the Academic Office of International School ie_academic@hhu.edu.cn

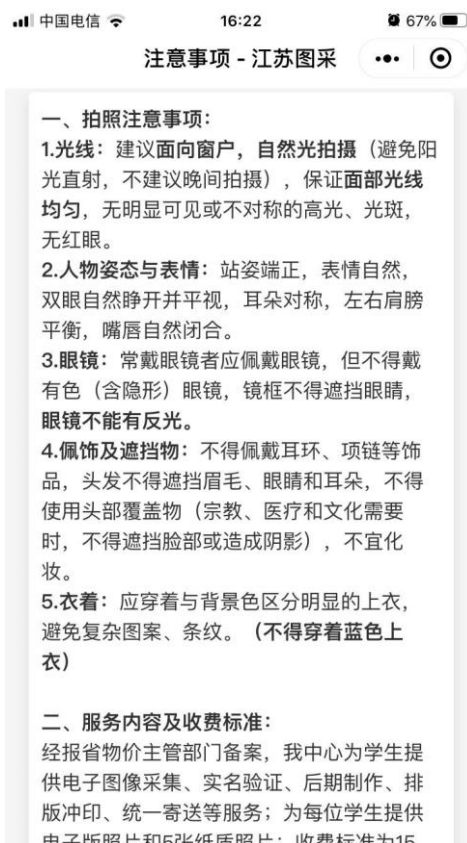
1) Enter your cell phone number (any Chinese phone number with a wechat account is OK)



2) Read the university's notice



3) Reading Precautions for Photo Shooting



4) Select to receive notifications:

It is suggested that students choose to receive photo status notification and payment result notification so as to know their progress in time.

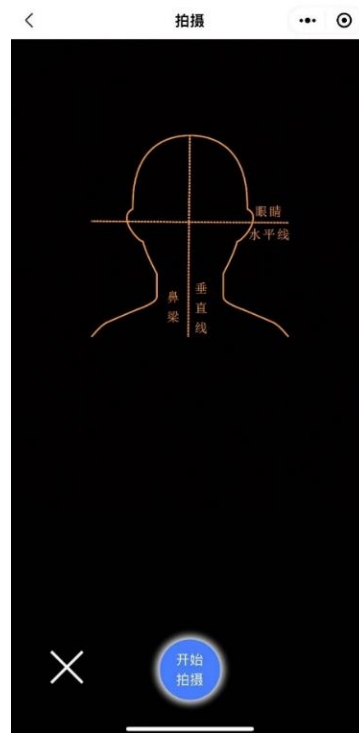
5) Select shooting mode (local upload can be selected)




6) Select the need to browse the shooting requirements for on-site shooting and click Next to enter the shooting. Only the **rear camera** is allowed to shoot here (click next after watching the video in full for each wechat signal):




7) Click Next to enter the shooting interface. Try to place the portrait in the viewfinder.



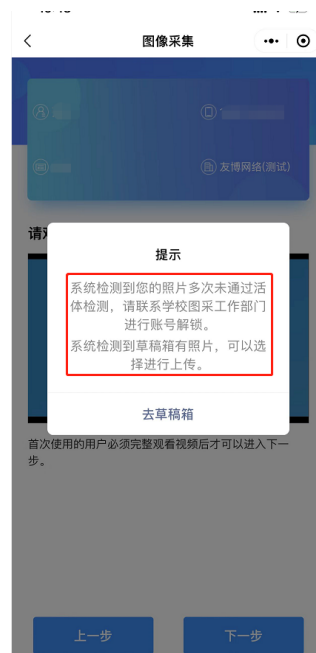
8) After clicking "Start shooting", the photo preview will be displayed. If there is no problem, click "OK" for photo making



9) After the production is completed, the system will automatically test, the test passed automatically stored in the draft box, the test did not pass, the corresponding prompt. At the same time, the reset button automatically enters a cooling-off period.



10) In case of multiple failure in living detection, the account will be locked, and the school teacher can re-shoot only after unlocking it backstage. The prompt text is: "The system has detected that your photos have failed in vivo detection for many times. Please contact the department of graphic acquisition of the university to unlock your account. The system detects that there is a photo in the draft box and you can choose to upload it."



11) If other indicators fail to be detected for several times, the account will be locked and the shooting can be resumed after a certain cooling-off period. The message reads: "Please read the filming requirements carefully. The filming can be retaken after XX: XX: XX. The system detects that there are photos in the draft box, and you can choose to upload them."



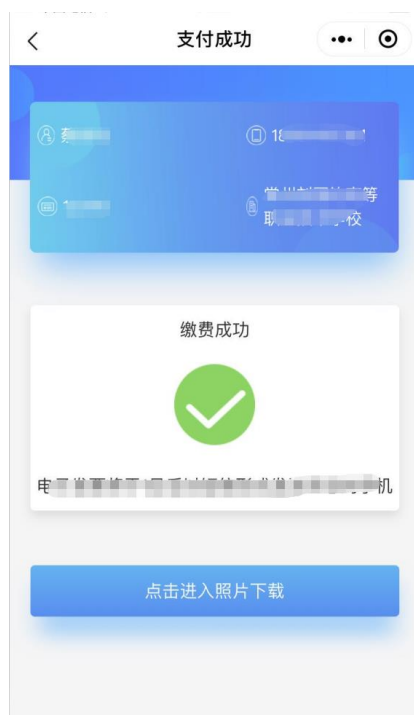
12) Draft box photos can be deleted within a certain period of time (24 hours) after they are stored in the draft box. Unable to shoot when the draft box is full. The message reads: "The draft box is full, please go to the draft box to delete or use the draft box photo."



13) After passing the detection, click Next to enter the confirm upload interface, where you can also choose to return to the draft box and select other photos of the draft box.



14) After confirming uploading, the system will enter the last page or the payment page according to whether the payment is set in the system.



15) Photo download page. If the system has been completed, you can click the image download page to download the image.

< 下载照片 - 江苏图采

才版) 将用于毕业证书、就业推荐表、学信网、91job智慧就业平台等就业、求职、学历查询等重要方面。请各位同学务必严肃对待, 认真按步骤进行操作, 以免照片不合格无法通过审核, 影响上述使用。

请于X月X日前完成照片拍摄、上传及交费, 一旦上传, 无法更改。如有问题, 可咨询**教务处 025-**

XX大学教务处
XXXX年XX月XX日

下载照片

正在制作中, 请等待学校通知校对下载



原图下载

照片制作中

成片下载

版权所有: 江苏省高校招生就业指导服务中心
技术支持: 友博网络
025-66049069